

Development and Optimisation of THz NDT on Aeronautics Composite Multi-layered Structures

Concept and main ideas

The primary idea of the DOTNAC project is to develop a safe, contact-free, high resolution, and potentially on-site NDT tool based on terahertz (THz) waves. This tool will be easy to integrate in industrial facilities, and allowing the detection of surface, subsurface and in-depth defects in a variety of composite materials used in aeronautics.

Objectives addressed

1. To create an integrated (hardware-software) and optimised THz imaging system using:
 - pulsed signals and optical fibre coupling.
 - continuous wave signals and electrical cable coupling.
2. To demonstrate, in an industrial setting, the effectiveness of a THz NDT tool.
3. To assess the performances of the two developed THz NDT tools for inspecting aeronautic composite parts.
4. To develop a user and research community for fast, high-resolution, non-invasive and non-contact inspection system for assessing aeronautic composite parts during production.

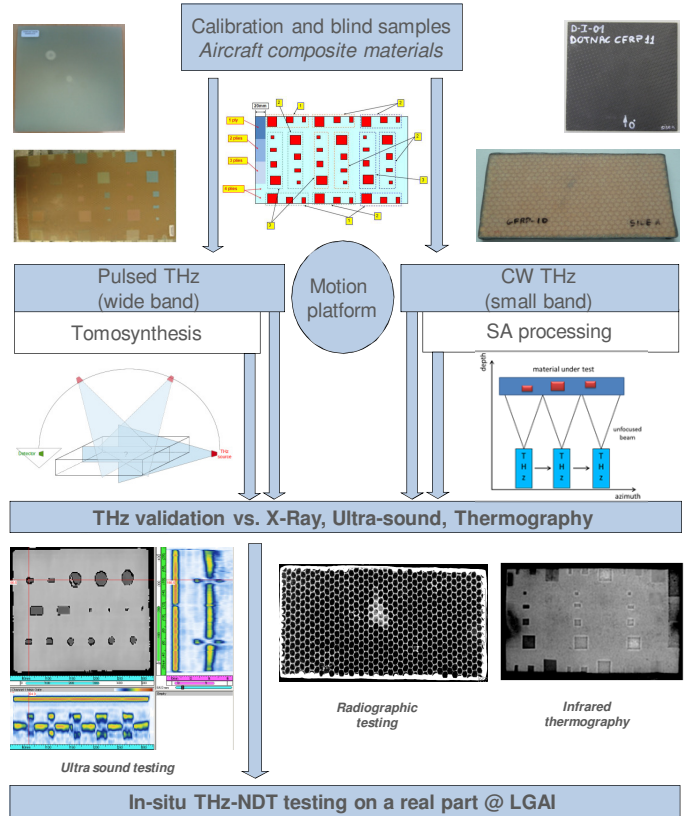
Consortium

- | | | |
|----|--|---|
| BE | | Royal Military Academy (RMA) - Leader |
| BE | | Verhaert New Products & Services |
| BE | | Innov Support |
| DE | | Technische Universität Kaiserslautern (UNIKL) |
| DE | | Fraunhofer Gesellschaft e.V. (Fh-IPM) |
| FR | | CNRS |
| ES | | Centro de Tecnologías Aeronáuticas (CTA) |
| ES | | Applus+ LGAI Technological Centre S.A. |
| ES | | CIMNE |
| IL | | Israel Aerospace Industries (IAI) |

- Signal Processing
- System Integration
- Dissem./Exploit.
- THz Sensor
- THz Sensor
- Signal Processing
- NDT Expert
- NDT Expert
- Data Handling
- End User


The Consortium is European, trans-national and constituted with a set of different organisations that together bring their technical know-how and research developer's complementary capabilities into the Consortium: SME's, research centres, universities and aeronautical end-users.

Methodology



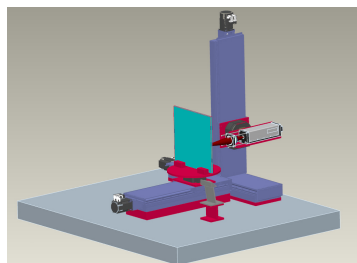
Creation of a THz NDT tool

FMCW THz system



The FMCW system is an all-electronic continuous wave THz system. It consists of three scanning heads with different frequency ranges. They are used to acquire data by scanning a sample placed in front of them in reflection or in transmission mode. The range or in-depth resolution depends on the used bandwidth and the roughness of the sample surface, and varies between 0.4 mm and 3 mm (with an accuracy between 10 μ m and 50 μ m). The across-range resolution is Rayleigh-limited and is determined by the beam focus. Depending on the used optics, this resolution varies between 2 mm and 6 mm.

3-D motion platform



A 5-axis (3 linear and 2 rotational) synchronised motion stage accepting flat, 1-D curved and radome-like test objects. The system is characterised by a 50 μ m repeatability and a 0.2° angular precision and allows 2.5 dimensional scanning. The integration of one of the FMCW THz sensors or the pulsed THz sensor is possible in a fully modular way.

Pulsed fibre-coupled THz system



The pulsed laser system is implemented as a fibre-optical ECOPS (Electronically Controlled Optical Sampling) pump-probe set-up which contains:

- Two short-pulse lasers based on Er-doped silica glass fibres, with piezo-controlled repetition rate stabilisation;
- Synchronisation electronics to lock the pulse trains and deliberately de-tune the repetition frequency of one laser with respect to the fixed one of the other laser;
- Polarisation-maintaining fibre delivery of roughly 5 m length to the remote THz emitter/detector modules.

DOTNAC Partners

Applus+

ENGINEERING DIVISION
Engineering & Development Group
ISRAEL AEROSPACE INDUSTRIES LTD

VERHAERT

Innov Support



Fraunhofer
IPM

TECHNISCHE UNIVERSITÄT
KAISERSLAUTERN

CTA

Centro de Tecnologías Aeronáuticas
Aeronautical Technologies Centre

UNIVERSITÉ
BORDEAUX 1
Sciences Technologies

CIMNE

